

A collage of industrial equipment, including a robotic arm and various machinery, set against a blue background with glowing lines and squares.

先進設備科技 整合領航者

fiti 京鼎精密科技

Foxsemicon

Investor Presentation

2019/09/30

- We have made forward-looking statements in the presentation. Our forward-looking statements contain information regarding our financial conditions and business strategies. We have based these forward-looking statements on our current expectations and projection are reasonable, such forward-looking statements are inherently subject to risk, uncertainties, and assumptions about us.
- We undertake no obligation to publicly update or revise any forward-looking statements whether as a result of new information, future events or otherwise. In light of these risk, uncertainties and assumptions, the forward-looking events in the conference might not occur and our actual results could differ materially from those anticipated in these forward-looking statements.

01



Company Profile

02



Core competence / Future Prospect

03



Operation Performance

Foxsemicon



Established: 2001/04/26

Listed on Taiwan Stock Exchange: 2015/7

Capital: NT\$ 827 million

Chairman: Young Liu President: Kevin Chiu

Business :

- **Semiconductor equipment (Contract Manufacturing)**
- **Automation equipment (Total Solution Provider)**

【Headquarter】

**Hsinchu Science Park, TW
Fiti – Chunan**



【Manufacturing Sites】

**Shanghai , CN
Fiti – Songjiang**



【Manufacturing Sites】


**Jiangsu, CN
Fiti – Kunshan**



【Sales Office】

**CA & TX, US
Fiti – San Jose & Austin**





2001-2005

- 2001 Foxsemicon Company setup in Chunan
- **2002 Approved vendor certified by the largest semiconductor equipment maker of the world**
- 2003 Hsinchi Science Park HQ setup
- 2005 Shanghai, China Manufacture Center setup

2006-2015

- 2007 Ranked 578th out of Taiwan Great 1000 Manufacture Company
- 2012 Automation Technology certified by Taiwan Government
- **2013 「Supplier Performance」 awarded by world's leading semiconductor equipment provider**
- 2014 ISO ISO-13485 Certified
- **2015 IPO on Taiwan Stock Exchange**

2016~

- **2016 「Supplier Aftermarket Collaboration」 awarded by world's leading semiconductor equipment provider**
- **2017 「Contract Manufacturing supplier of the year」 and 「Global Services Accelerated Growth and Performance」 awarded by world's leading semiconductor equipment provider**
- 2018 Global Views: Taiwan's Rank 26 in 2000 Survey 「Top 50th operating performance companies」 (For three consecutive years to obtain)

Title	Name	Experience	Years
Chairman	Young Liu	General Manager of Semiconductor Business Group of Hon Hai Precision Industry Group Director, Sharp Corporation Chairman, Fu Tai Kang Electronics Development (YanTai) Ltd.	>30
President	Kevin Chiu	Manager of Prosys Technology Integration, Inc. Manager of Sales department of ASYST/PST	>20
CSO	Jackson Huang	Chairman, Prosys Technology Integration, Inc. Vice President, Sales department of ASYST/PST	>25
Senior Vice President of R&D Dept.	Cheng-Tsu Fu	Director, SIMPLO TECHNOLOGY CO., LTD. Associate Professor, National United University	>25
Associate vice president of R&D Dept.	Kai Huang	Sr. Engineer of Prosys Technology Integration, Inc. Deputy Engineer, ITRI	>20
Vice President of Product Engineering Dept.	Scott Wang	Manager, GONGIN PRECISION INDUSTRIAL CO., LTD	>20
CFO	Frank Chen	CFO, Promise Technology, Inc. Vice President, Foxsemicon Integrated Technology Inc. Controller, Applied Materials Taiwan	>30
Sr. Manager of Account Dept.	Deborah Chung	Foxsemicon Integrated Technology Inc.	>15

01



Company Profile

02



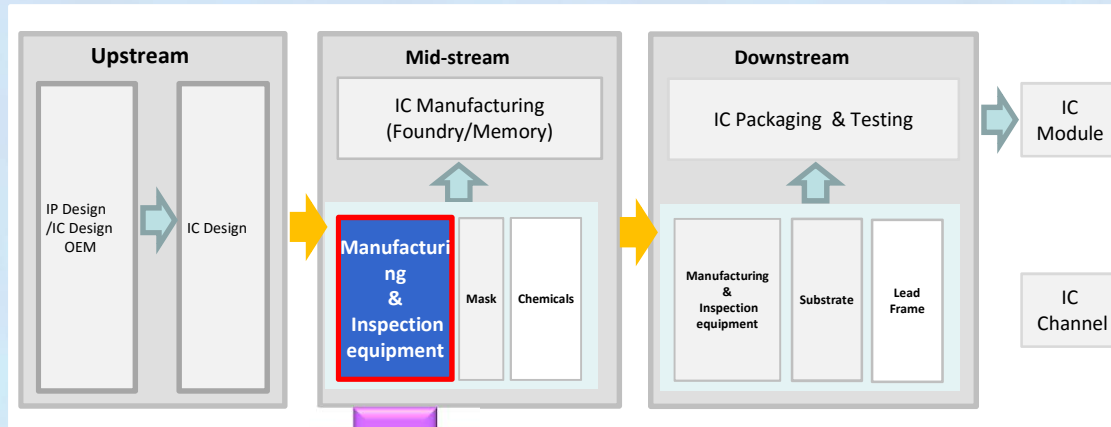
Core competence / Future Prospect

03

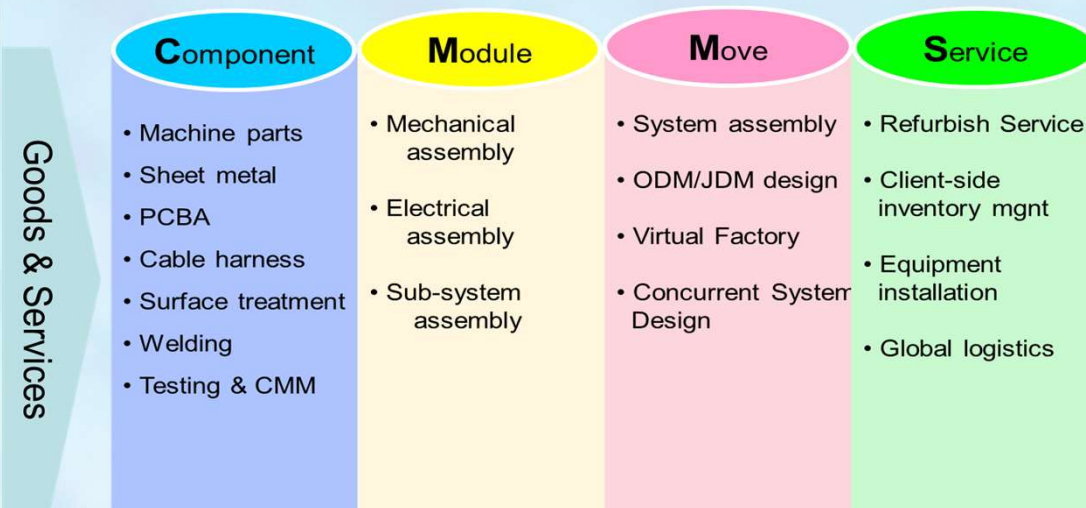


Operation Performance

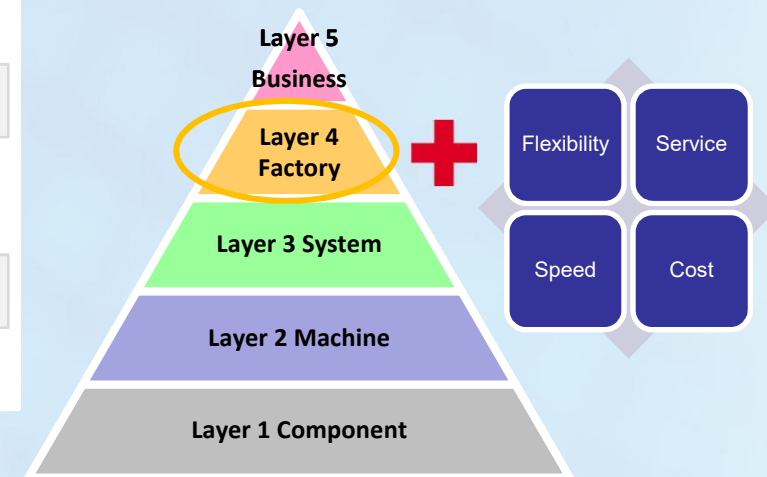
Semiconductor front-end process equipment



Contract Manufacture Business Model



Automation equipment



One-stop shop for integrated service solution



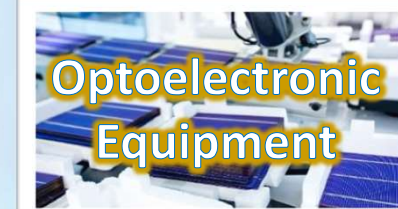
Toward a company of professional technology service, FITI developed advanced equipment integrated with mechanical, electrical, software and optical engineering capabilities



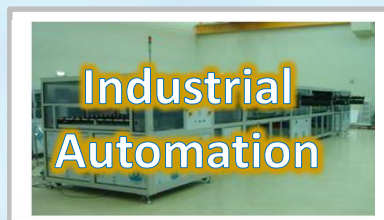
- Thin Film Equipment(CVD,PVD)
- Etching Equipment
- CMP Equipment
- Metrology Equipment
- Spare Parts and Repair service
- Equipment engineering service
- Fab Automation/Micro Contamination Control



- Panel Key Components
- Laser Cutter
- Laser Repair
- AOI
- Light-on Tester/Probe Station
- Loader/Unloader
- Cassette



- Precise Wafer Saw
- PECVD
- Automated Material Handling
- PV Module Production Line
- LED Bulb Production Line



- Robot Application
- Cell Phone Production Line
- Factory Planning and Building



- Mobile Nursing Cart
- Health Managing KIOSK
- Medical Equipment Key Components



- Integrated Eco Monitor Platform
- Waste Water Plant Automation
- DAQ and Monitor System

○ **Equipment and
component(Contract
Manufacturing)
(2001~)** ○

From component manufacturing, sub-system module integration, system integration machine, providing one-stop vertical integration services

○ **Spare parts and
repair services
(2015~)** ○

Provide professional technical services such as consumables, spare parts, and module maintenance .

○ **Equipment
engineering service
(2018~)** ○

Technical services such as semiconductor equipment installation, maintenance, refurbishment, logistics, etc.

01



Company Profile

02



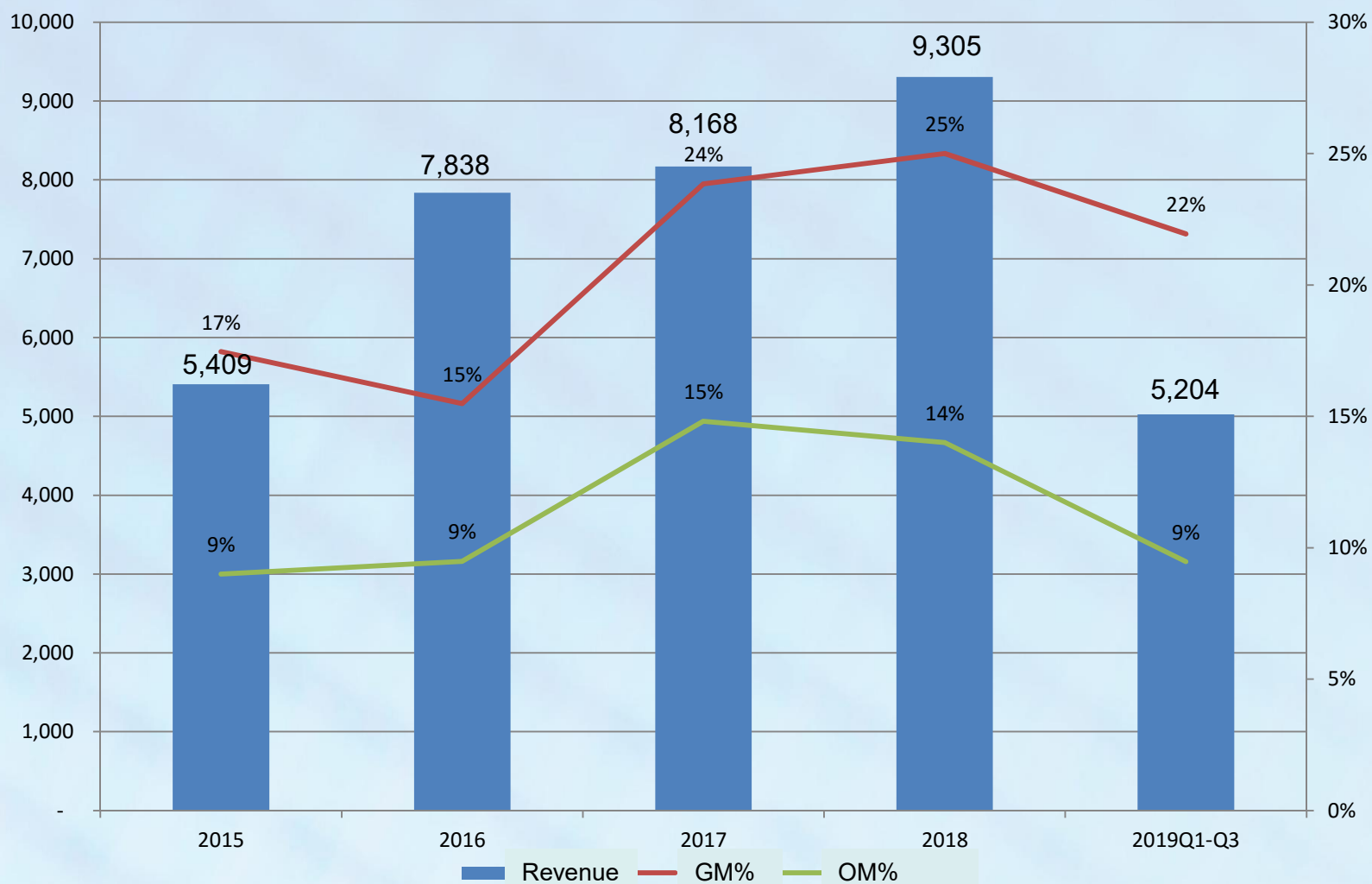
Core competence / Future Prospect

03



Operation Performance

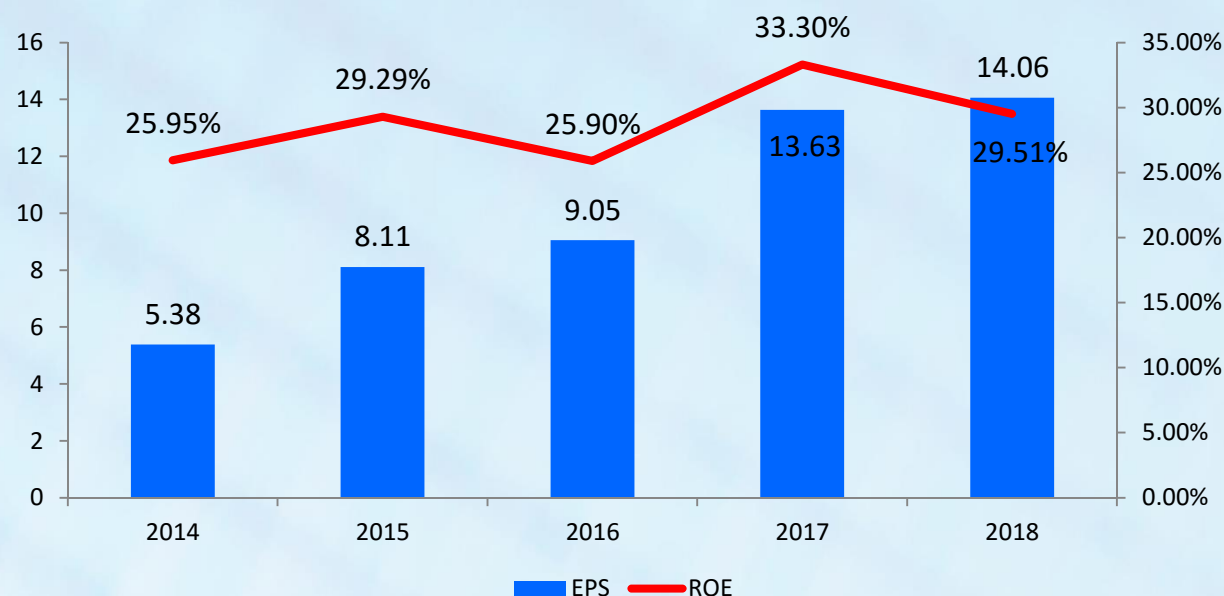
Unit:NT\$Million



Unit : NT\$ K	2019Q3	2019Q2	QoQ	2018Q3	YoY
Operating revenue	1,764,828	1,659,603	6.34%	2,423,344	-27.17%
Gross margin	414,785	368,519	12.55%	694,207	-40.25%
Gross margin %	24%	22%	2 pts	28%	-4 pts
Operating expense	(204,341)	(196,646)	4%	(245,548)	-16.78%
Net operating profit	210,444	171,873	22%	448,659	-53.09%
Net operating profit %	12%	10%	2 pts	18%	-6 pts
Non-operating revenue & expense	(26,473)	(5,274)	- %	(49,904)	- %
Net profit before tax	183,971	166,599	10.43%	398,755	-53.86%
Net profit before tax %	11%	10%	1 pts	18%	-7 pts
Income tax expense	(10,739)	(51,681)	- %	(53,382)	- %
Net profit for the period	173,232	114,918	50.74%	345,373	-49.84%
Net profit for the period %	10%	7%	3 pts	14%	-4 pts
EPS (NTD)	2.10	1.40	50.00%	4.18	-49.76%
Weighted-average outstanding shares(k)	82,688	82,688		82,688	

Unit: NT\$

Year	2014	2015	2016	2017	2018
EPS(Before stock dividends)	5.38	8.11	9.05	13.63	14.06
Cash DPS(NT\$)	1	4	4	6	7
Stock DPS(NT\$)	-	-	0.5	0.5	-
Total	1	4	4.5	6.5	7
Payout ratio(%)	19%	49%	50%	48%	50%



Thanks for your attention.

京鼎精密科技股份有限公司
Foxsemicon Integrated Technology, Inc.